

tre 3

Pave your driveway!



FUTUR 3

DEL CONCA

FUTUR 3

Beige



DEL-HFT301
40x80 cm 16x32 in

DEL-HFT301R (Rectified)
40x80 cm 16x32 in



FUTURA  3

Grigio



DEL-HFT305
40x80 cm 16x32 in





Box

Package 40x80

Pieces 1

Coverage 0.32M²

Weight 48 lbs (22 kg)



Europallet

Boxes 54

Coverage 17.28M²

Weight 2657 lbs (1208 kg)

SHADE VARIATION



LOW

MODERATE

HIGH

RANDOM

tre 3

Spacers

Coarse sand

Aggregate base

Crushed stone

Geotextile

Ground





Raised Installation

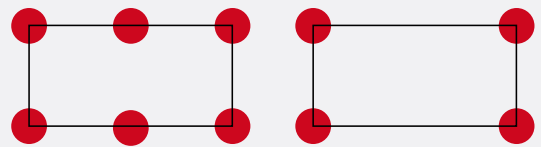
Raised installation

On terraces or accessible attics, it is possible to build a raised level flooring that still allows rainwater drainage. After the slab and its sloping screed are complete, install the waterproofing membrane. Position the pedestals according to the chosen sizes, if necessary use the slope correctors. During the installation, adjust each pedestal to achieve a flat floor.

How to cut it

To cut tre3, it is necessary to use discs designed for Porcelain Stoneware, available for both dry and wet cutting.

For a correct installation, for non-vehicular usage, place the pedestals as follows:



40x80 cm
16x32 in
Class 6 (~1800 kg)
















6.3 - 6.8
pc/m²

40x80 cm
16x32 in
Class 5 (~1050 kg)

4.1 - 4.5
pc/m²

Required pedestals per m²

The number of necessary pedestals varies depending on the tile format.

TECHNICAL FEATURES tre 3 40x80 cm	TEST METHOD	AVERAGE VALUE	NOTE
 THICKNESS		30 mm	
 FROST RESISTANCE	UNI EN ISO 10545-12	RESISTANT	
 WATER ABSORPTION	UNI EN ISO 10545-3	~0.1%	
 CHEMICAL RESISTANCE	UNI EN ISO 10545-13	GA	
	UNI EN ISO 10545-14	5	
 RECOMMENDED USE			
 SLIPPING RESISTANCE	DIN 51130	R 11	It shows the slip resistance over an inclined plane, both with shoes or bare feet on wet floor.
	DIN 51097	A+B+C	
 BENDING STRENGTH	UNI EN ISO 10545-4	~50 N/mm²	It refers to the elasticity of the material, measuring the module of bending strength. The load is applied through a horizontal cylinder placed in the middle.
 MECHANICAL STRENGTH	EN 1339	11 (>1120 kg)	It shows the breaking resistance through bending of the product in full size. The load is applied through a horizontal cylinder placed in the middle.
 AVERAGE BREAKING LOAD FOR RAISED FLOOR LAYING	EN 12825	Class 6 (~1800 kg)	It shows the resistance, on raised floor laying as suggested by the catalogue, to a concentrated load applied in the middle.
 AVERAGE BREAKING LOAD FOR RAISED FLOOR LAYING		Class 5 (~1050 kg)	It shows the resistance, just on 4 pedestals placed on each corner, to a concentrated load applied in the middle.
 BREAKING LOAD	ASTM C648	5140 lbs (2330 kg)	It states the resistance of a sample piece, leaning on three spots, to a concentrated load placed in the middle.
 BENDING STRENGTH ON PEDESTAL	Annexe 12 Cahiers du CSTB 3778 V2 Juillet 2018	R: ~58.5 N/mm² Class 0	It states the bending strength on raised floor laying as suggested by the catalogue. The load is applied through a horizontal cylinder placed in the middle.
 SHOCK RESISTANCE	Annexe 11 Cahiers du CSTB 3778 V2 Juillet 2018		It refers to the impact resistance on raised floor laying as suggested by the catalogue. A 320 grams steel ball is dropped on the system from a height of 80 cm for three times. NO BREAKAGE
 HEAVY SHOCK RESISTANCE	Annexe 6 Cahiers du CSTB 3778 V2 Juillet 2018	Pass	It shows the impact resistance on screed lay. A 510 grams steel ball is dropped from a height of 80 cm on the system. NO BREAKAGE



MADE IN ITALY
BY



5883 Byrne Road, Burnaby, BC V5J 3J1
Tel: 604.435.4842 • Fax: 604.436.9443

31560 Marshall Road, Abbotsford, BC V2T 6B1
Tel: 604.381.1156 • Fax: 604.381.1157

sales@landscapesupply.com
www.landscapesupply.ca